



# HellsBells

24HR // ADVENTURE RACE



Information Pack  
10-11 AUGUST 2019





# HellsBells

24HR // ADVENTURE RACE

## WELCOME TO HELLS BELLS 2019

I love planning Hells Bells and Fairy Bells — the Sunshine Coast is my backyard. Like many of us there are so many spots that hold great memories and connecting them all together to make an adventure racing course is a real privilege.



As a race, Hells Bells moves around the Sunshine Coast each year. It's been as far south as the Brisbane river in 2004 and to Rainbow Beach in the north. In recent years we've been to Kenilworth, Caloundra and Noosa, so it felt like time to return to the central area of the Sunny Coast.

We launched tickets sales with a shorter early bird period than previous years and we've had a fantastic response to all race categories with the biggest field yet since Wild&Co took over the event.

At the front end of the field we will see a repeat of the four way grudge match between Wild Earth Tiger Adventure, Thought Sports, Thunderbolt and

Alpine Avengers all strongly placed for the win. Rouge Adventure and Mountain Designs Wild Women are also strong contenders for the front of the field – could home ground advantage for racers like David Schloss and Kim Beckinsale tip this one over the line or will the razor sharp nav skills of Thought Sports see them take out the win for the second year in the row?

I don't want to give away much about the course, but as much as possible to design a course that shows off the best of the central part of the coast. It connects an adventure together in a way that many in the race may not have known was possible. The race format is a linear course designed around an 80+km course for Fairy Bells and 120+km for Hells Bells with an 'elite' option or two for teams at the front of the Hells Bells field. You can expect hills, there is plenty of paddling and definitely some off-trail navigation so be prepared.

It's also exciting to announce that **Mountain Designs** is on board as the headline sponsor for Hells Bells. This will mean some great prizes from a classic Aussie brand. In talking to the new owners it's easy to see that the original vision for the brand is in good hands and they really see Adventure Racing as an important part.

I'm sure you're all training hard, it's definitely time to plan those last few long sessions and start to prep the gear.

Looking forward to seeing you all in Maroochydore!

**Chris Dixon**  
RACE DIRECTOR





# HellsBells

24HR // ADVENTURE RACE



## HISTORY

The Hells Bells Adventure Race was created in 2004 by Craig and Louise from Geocentric Outdoors and is Australia's longest running 24hr adventure race.

Each year the organisers choose a beautiful location somewhere on the Sunshine Coast in Queensland. In the first year over 150 athletes started at the Dayboro Show Grounds catching the train into the CBD to begin the race with an urban rogaine before heading north.

For the first few years there was only a full course option with Fairy Bells being introduced in 2009. The race format hasn't changed much with race distances and disciplines relatively consistent since the start. In 2016 Chris Dixon from Wild & Co took over Hells Bells from David Schloss

### John Harvey Memorial Trophy



The custom built John Harvey Memorial Trophy is presented each year to the winning team of the Hells Bells 24hr adventure race. John Harvey was tragically killed in a car accident while working as a staff member at XPD – Australia's Expedition Adventure Race in 2007. He was a passionate adventure racer and mountain biker who competed or assisted at many races, including all of the Hells Bells races. His smile and enthusiasm is what is most remembered by those who knew him.







# HellsBells

24HR // ADVENTURE RACE

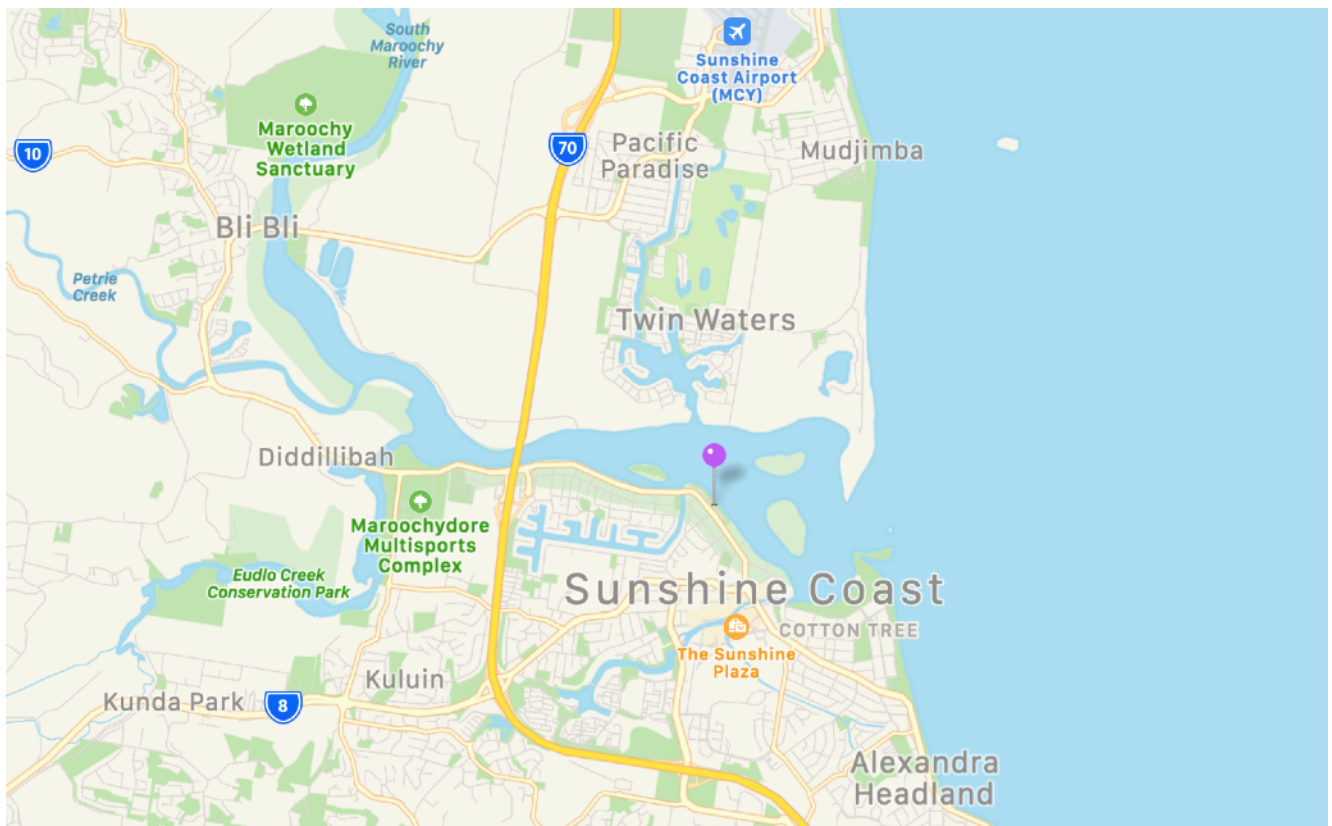
## RACE HQ + ACCOMMODATION

Mountain Designs Hells Bells 2019 will be out of Picnic Point Park in Maroochydore along the magnificent Maroochy River.

Maroochydore is in the centre of the Sunshine Coast in Queensland. Approximately 10 minutes to the Sunshine Coast Airport or 60 minutes and 100kms north of the Airport in Brisbane. For accommodation and general tourist information visit: [www.visitsunshinecoast.com](http://www.visitsunshinecoast.com)

It's a picture perfect location on the river and just a few minutes to the cafes and restaurants of cotton tree and Ocean Street and some of the worlds best beaches. Race registration, briefing, HQ and the finish line will all be in the park at Picnic Point:

Maroochy Conservation Reserve  
46-64 Picnic Point Esplanade  
Maroochydore QLD 4558  
Australia





# HellsBells

24HR // ADVENTURE RACE



## PROGRAM AND TIMINGS

### FRIDAY:

Interstate and International teams arrive

### SATURDAY:

- 6:30am: Bike drop – 30km, 35 mins from HQ
- 7:30am: Registration Open, and Course Handout
- 9:00am: Race Briefing (compulsory all)
  - Boxes, paddles, PFDs submitted
  - Transport to start (if required)
- 11:30am: Race Start (Hells Bells)
- 12:30am: Race Start (Fairy Bells)

### SUNDAY:

- 11:30am: Official Race Finish
- 12:00pm: Presentations







# HellsBells

24HR // ADVENTURE RACE

## COURSE AND DISCIPLINES

The Mountain Designs Hells Bells course is a linear adventure race. All teams begin the adventure at the same point, then navigate their way through each leg consecutively.

At the end of each leg is a Transition Area where you change from one discipline to the next. You will not stop via HQ during the race. The race finish will be at HQ.

Disciplines this year include:

- Kayaking inland rivers and waterways
- Hiking / trail running
- Mountain biking
- Navigation

There is no specific "Mystery Discipline" for 2019. (Though there is still plenty of fun to be had).

Please ensure you have thoroughly researched what is involved with the race and are sufficiently prepared. The website [www.HellsBells.com.au](http://www.HellsBells.com.au) has extensive information. There are many other sources of information, the internet, discussion groups and books.





## TEAM LOGISTICS

Hells Bells and Fairy Bells are unsupported races and there are a few key items that you will need to bring.



### GEAR BOXES

Each team is to provide 3 x plastic boxes with a volume of no greater than 55l each for 2 person teams or 100l for 4 person teams (max packed weight of 25kgs). These boxes will need your team name and a letter on them (A, B and C). Pack items such as:

- Food (e.g. sandwiches, bars, trail mix, chips, etc)
- Drink (water bottles, electrolyte)
- Dry spare clothing (e.g. shirt, socks, jumper etc)
- Batteries for headlamp/ mountain bike
- First aid (e.g. strapping tape, chaffing cream)
- Bike spares (e.g. tubes, pump, lube)

In the course notes (at registration) you will be told the different locations on the course where the organisers will pre-position each of these boxes for you. Boxes are packed prior to the start and submitted to the logistics official. Be aware that what you pack in these boxes is what you will receive later in the course. Some duct tape is recommended to secure the lids of your boxes.

### PADDLE BAG

All teams that wish to use their own paddle gear must provide a labelled paddle bag or method for the teams paddles and paddle gear to be bundled together – tie down straps are a good idea. The only items permitted in this bag are the mandatory kayaking equipment: paddles, PFDs, throw bags, helmet (if required) and glow sticks plus any foam seating used by teams. You will have access to gear boxes so please keep the paddle bag for paddle gear. The Maximum weight allowed is 20kgs. If paddles don't fit inside your paddle bag, they must be firmly attached to the bag.

### FIRST AID AND NAV TESTS

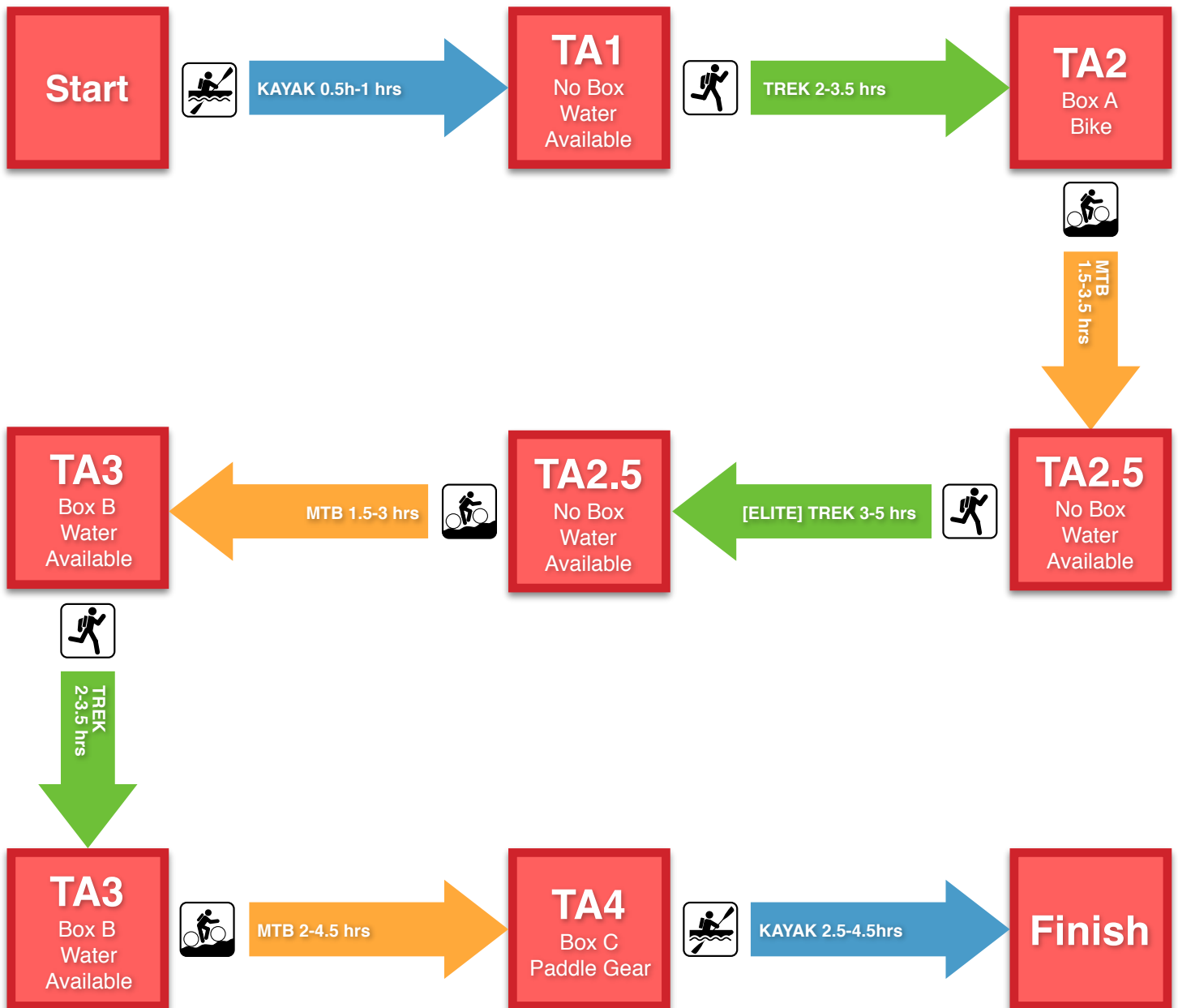
In line with recent years there will be no First Aid Test, Nav Test and Mandatory Gear checks at race registration. Teams will sign a form to say that someone in their team is competent with basic first aid and navigation and that mandatory gear will be carried at all times.





## HELLS BELLS LOGISTICS PLAN

NOTE: Times are estimates only for planning purposes and pre-packing boxes, more details will be provided in the course notes on the day.

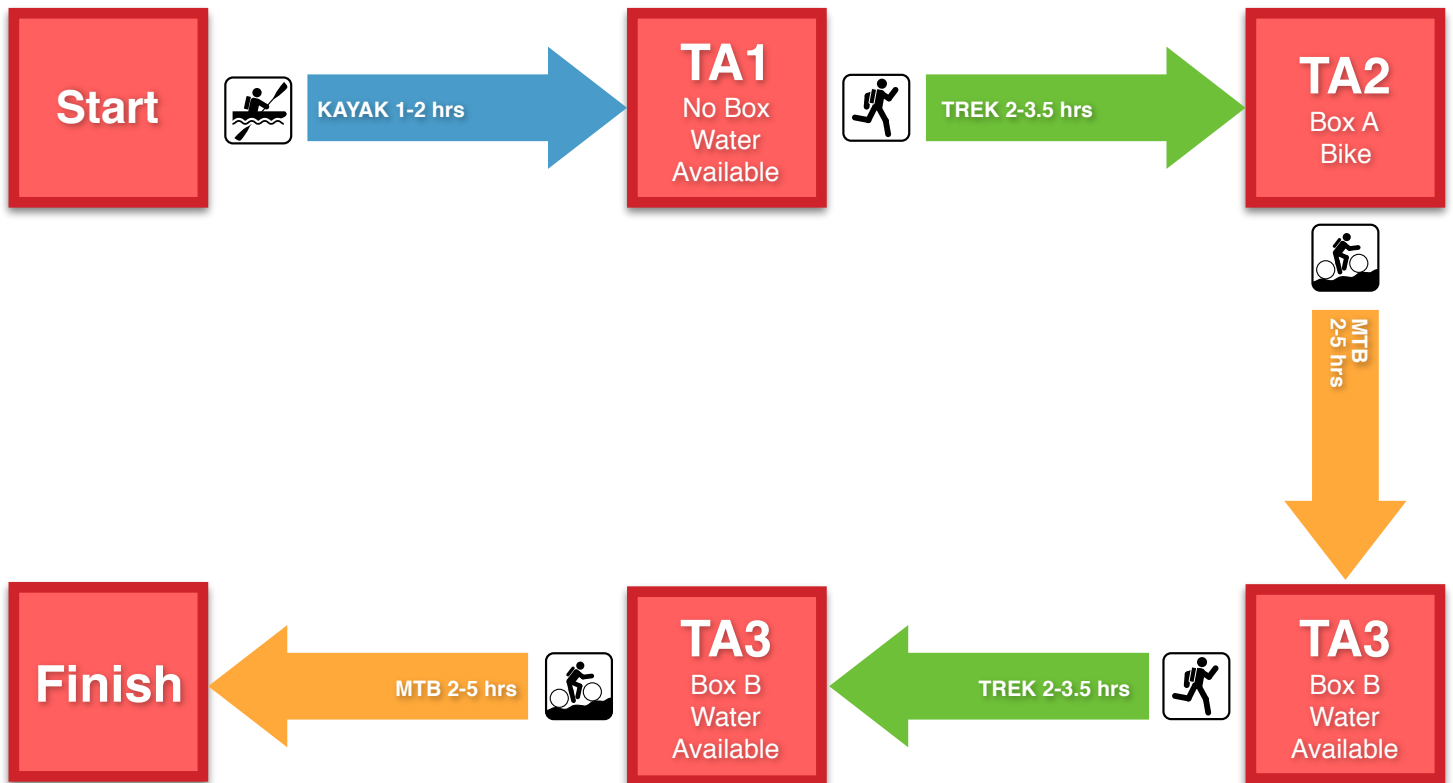






## FAIRY BELLS LOGISTICS PLAN

NOTE: Times are estimates only for planning purposes and pre-packing boxes, more details will be provided in the course notes on the day.





## ON THE COURSE

### RACE FINISH AND CUT OFFS

Official course closure is 11:30 am on the Sunday morning. All teams must be back by this time.

If during the race you think it doesn't look like your team will finish the course, we recommend you still race for the full time allocated and finish as many legs as you can. You should attempt to collect at minimum one checkpoint per leg to give yourself the best chance of staying as a ranked team.

### CHECK POINTS (CP)

Checkpoints (or "Controls") are a point marked on the map with a purple circle (and number/letter) that you will need to visit as a team during the race. At the physical location of a checkpoint you will find a 30cm x 30cm or 15cm x 15cm orange and white orienteering marker. These are usually tied to a tree branch or similar with string. Hanging from the marker is a small punch device that you must use to make an indentation in your control card or race control bands. This indentation proves to the officials that you have visited that checkpoint. Some checkpoints may only have the punch chained to something secure (without the flag - which can tend to attract people to steal it) so use the description to assist in locating the punch. These CPs may or may not have some red and white tape to indicate the general area of the chain.

All numerical CPs (CP1, CP2, CP3) must be collected in the correct numerical order.

Alphabetical CPs (CP A, CP B, CP C) may be



collected in any order as deemed most efficient by your team.

In some sections, in addition to the control card, all team members will be required to wear control wrist bands. This is to ensure all team members travel to the CP location and no team cheats by leaving a member behind. Control bands must NOT be removed from your wrist unless directed by an official. To punch the band it is easiest if you have a team mate do this for you. Punch in order of the arrows on the band. You must punch BOTH your wristbands AND master control card.

### MISSING CPS

You may arrive at a location you believe is correct and you can't find the checkpoint (e.g. you are in the wrong location or it has been stolen or incorrectly placed by the organisation). You can continue to search for the checkpoint, however if you are absolutely certain the control is missing, it is recommended you take a photos of the area if you have a camera. You should also ensure your tracker has a good view of the sky for approximately 5 minutes to register your location. If the race







# HellsBells

## 24HR // ADVENTURE RACE

organisation verifies the control is missing or misplaced, and you can prove you were in the correct spot, you will be credited with this checkpoint. No time adjustments will be made.

### COURSE MARKINGS

No direction arrows, tape, markers etc are placed on the course (unless specifically noted in the Course Notes or on Maps).



### TIME ESTIMATES

“Fast” time estimates are based on estimated speed of a top 3 team completing that section in good weather conditions and excluding stops/sleep. “To Finish” times are based on estimated speed of a team who will complete the full course and finish just prior to the final race cut off, completing that section in good weather conditions and excluding sleep.

## ENVIRONMENTAL IMPACT

**Human Waste:** You must bury all human waste 20cm below the ground and at least 100 metres from creeks or water ways, or alternatively use a public toilet.

**Rubbish:** You must carry all rubbish with you to a bin. This particularly relates to the gel packets. If you drop litter on the course we will not be able to get permissions to use areas in the future. If you see rubbish left by another team, please pick it up. We all accidentally drop things, so do the right thing and ensure we can continue to use beautiful areas in the future.

**Wildlife:** Hopefully you will see some wildlife during the event. Do not approach or disturb wildlife.

**Tracks:** Minimise the impact on vegetation by using existing trails where possible.

**Gates:** Leave them as you found them.

### TOILETS AND WATER

There are toilets at some of the transition areas. These are detailed in the course notes. Water is available at some but not all TAs and CPs. Plan wisely for this.





## EQUIPMENT

### MANDATORY EQUIPMENT

The most up to date Mandatory Equipment list is on the website [www.hellsbells.com.au](http://www.hellsbells.com.au). This is the list that will be used and please ignore any reference to the AR World Series Equipment list. Mandatory equipment checks may be conducted during the race.

[CLICK HERE TO SEE THE MANDATORY GEAR LIST](#)

### RACE MAPS

Your team is provided with ONE set of colour 1:25k topographic maps, on A4 & A3 sheets for a 2 person team and ONE extra set for a 4 person team

The first set is on waterproof paper and doesn't require contacting or laminating. The second set is provided on plain paper.

There is also an overview map included. The maps have been printed from common source data, meaning that all colours, symbols, contour intervals, magnetic variation and scale are consistent between all race maps.

### RACE NUMBERS

Every competitor is provided with a race number that must be worn and be visible at all times during the race – the best strategy for attaching these is a triathlon style race number belt. Generally lower



numbers are allocated to Hells Bells teams and higher numbers to Fairy Bells teams.

### PHONES – COMPULSORY EQUIPMENT

Don't forget you are required to provide one fully charged mobile phone on the Telstra network (Optus & Vodafone don't get sufficient coverage to send a message). Let's face it, if you need to make an emergency call, you want to get coverage.

There is good Telstra 3G/4G coverage throughout most of the course. Please note that coverage is generally better on high points, or on points with direct view of a phone tower (usually towards populated areas along the coastal strip). Coverage lessens as you head inland, and certainly when in the valleys (where there may be no reception at all).

Your phone MUST be turned off and stored inside your bag at all times. It or any other phone must not be used at all while you are racing unless it is for an emergency. You are NOT permitted to call a support crew, surf the live site or find your location on a map! Make sure you have a waterproof bag for your phone too.







# HellsBells

24HR // ADVENTURE RACE



## PERSONAL GPS

If you would like to record your route you are able to carry a GPS recording device inside your bag. It must not be visible.

## HELLS BELLS KAYAKS

Organisers will provide Hells Bells and Fairy Bells teams with kayaks. You will need to provide a throw bag or tow rope, whistles, glow sticks as per the equipment list.

Organisers will move kayaks to the start, and from the end of each kayak. You will not keep the same exact same kayak for through the race so please remove all your equipment at the end of each kayak leg.

Kayaks used will be double CTR skis. More information can be found at <http://spiritpaddle.com.au/ProductDetail/15/DOUBLE-CTR-SKI>

## PFD'S AND PADDLES

All Hells Bells competitors are encouraged to bring their own paddles and PFDs.

Organisers can hire PFDs and Paddles if needed for a small fee, however you MUST let us know how many you need by June 2nd as we need to source these for you. You must place an order with us for the required equipment using this form:

CLICK HERE > [HIRE PADDLES AND PFDs](#)

If you do not let us know, you will not have one provided. Pre-ordered PFDs and paddles will be given to you at race registration and be collected back at the end of the race.

Hired Paddles and PFDs will be available at the start of the first kayak leg.





# HellsBells

24HR // ADVENTURE RACE



## SAFETY

### PARTICIPANT RESPONSIBILITY

During the event you must be aware the rescue by the organisers or emergency services may not be possible immediately. In the first instance you are responsible for yourself and your team mates. Organisers have assets in place to assist, but for whatever reason they may not be immediately available.

It is not practically possible to provide all the safety needed for all the possible scenarios. If you are not willing to accept this self responsibility, you should not start the race.

If you get to a point in the course that you decide you are not comfortable and confident in completing safely, it is your responsibility to do something.

If you feel the level of inherent risk is unacceptable, do something about it. Avoid it, withdraw, it is your decision.

### SAFETY ASSETS INCLUDE:

- Firstly your team mates and support crew.
- Event officials with first aid certificates and training.
- 1 x First Response team with first aid trained officials.
- Watercraft safety including event officials and the Surf Lifesaving Club for ocean kayaking.
- Normal access to emergency services via '000'.

### NO ROAD CLOSURES

No roads have been closed for the event. You must use extreme caution any time you are on a road. You must obey road rules at all times.







# HellsBells

24HR // ADVENTURE RACE

## SUPPORTERS

### HELLS BELLS AND FAIRY BELLS ARE UNSUPPORTED RACES

This means that at no point on the course are you allowed to receive help or support from anyone.

That said...your family, friends and supporters are more than welcome to come to the event and visit the TAs to cheer you on. Over the years the number of families coming to the event for a holiday weekend has increased significantly. Most teams now come with a large entourage of family and friends!

Supporters are welcome to attend the race briefing and the race notes and course maps will be available electronically as a .PDF file linked to the main [www.HellsBells.com.au](http://www.HellsBells.com.au) website and facebook page.

A four wheel drive vehicle is not required to visit the TAs, but you will be required to drive on good unsealed roads. It is recommended that you fill your vehicle with fuel before the start. 24hr service stations may be difficult to find.





# HellsBells

24HR // ADVENTURE RACE

## LIVE COVERAGE

### LIVE WEB COVERAGE

As in previous years, the event will have dedicated live web site. There will also be a version optimised for your mobile devices (eg iPhone/ iPad). The link for this will be shared during the week before the race. (and linked to [www.hellsbells.com.au](http://www.hellsbells.com.au) )

Teams will carry tracking devices so the world can watch your every move while your race. Images, interviews, social media and maps of the course will also be posted to the site. Coverage will commence on Saturday morning.

Recommended - If your supporters can access a smart phone or tablet, they will be able to watch you throughout the race and know when to arrive at transitions.

FACEBOOK: Photos and updates will be posted on the Wild&Co Facebook page - [www.facebook.com/wldnco](http://www.facebook.com/wldnco)

INSTAGRAM COMPETITION: The Instagram competition will be back with some great prizes up for grabs. The winning photo must tell a story about the race. To be in the running, simply upload your files onto Instagram and tag it using #Hells Bellsar The winner will be announced at the presentations.

### TRACKING

Each team will be issued with a live tracking device. This is to be kept inside the water proof container/ bag provided and it MUST be carried in the top of your back pack otherwise it won't work. The device is water resistant but not designed to be submerged - keep it in the container/bag!

The device stores your location through the inbuilt GPS and will transmit every 15 seconds providing it has reception. If it can't send, it will continue to store your locations until it gets reception.

Please note if you are lost and in a remote area without phone coverage, we may not be able to see your location. Move to high ground and different aspects of a hill or high point for a better chance of GPS reception.







## RACE RULES

### RACE RULES

There is a copy of the race rules on the website at [www.hellsbells.com.au](http://www.hellsbells.com.au) The event now uses the standard Adventure Racing World Series rules of competition.

Adventure racing relies on the honesty of teams during the race. If you observe a team on the course breaking any of the race rules please raise this directly with the team. They may be new to the sport and not be aware of some particular rules. There may also be a valid reason or you may have misunderstood the situation - in which case you can clarify the situation there and then.

### OUT OF BOUNDS (OOB)

There are a number of out of bounds areas marked on the race maps in pink. These are generally dangerous areas such as the main Highway and other major roads, other imposed restrictions from QLD Forestry and National Parks (eg recent harvesting), or specific private land holdings that we do not have permission to use.

Out of bounds areas are STRICTLY no go. Traversing these areas will receive heavy penalties or disqualification. If you find yourself in an OOB area, you must return the way you entered and go around.

**Private Property** is always out of bounds unless you are told it is specifically open to the event. Some private property may be marked in pink on race maps where the organisers think it may help teams when planning a route. However, you are still prohibited from entering private property even if it is not marked in pink on your race maps.

### PENALTIES AND DISQUALIFICATIONS

Disqualifications will normally result from a deliberate breach of the race rules. Time penalties will normally result from an un-intentional breach of the rules or non-completion of a segment of the course. The penalty will usually be in the form of additional time added to a team's final race time.

Below is an indication of penalties given at past Hells Bells races:

- Break 100m rule - 4-8hrs, or DQ if this occurs in potentially dangerous area (including ocean kayaking).
- Missing mandatory equipment at a check - 2-4hrs .
- Lost control card / wrist band - 0.5 - 1hr per band.
- Incorrectly punching wrist band / not punching master card with wrist band - 15 mins.
- Missing CP - 2-4hrs.
- Late finish - 2.5 x time past official finish time.
- Assistance by safety craft - 6-10hrs.
- Rescue from dangerous situation - DQ.





# HellsBells

24HR // ADVENTURE RACE



## RACE FINISH

### FINISH LINE

Finish line will be at Race HQ.

### PIZZA OR A BURGER TO FINISH

Each year a community group is engaged to cook a BBQ breakfast for all the teams and 2 x support crews. The event provides them a donation and it is a great way that we can support the local community. Food is on from 1030 on Sunday through to 1200. Additional servings can be purchased on the day for a small amount.

### RACE PRESENTATIONS

These are short and sweet as we know everyone is getting ready for a long drive home. The main reason to stay around for the presentations is the large number of random draw prizes available!

### COURSE CLOSURES

All teams must be finished by 11:30am







# HellsBells

24HR // ADVENTURE RACE



## VOLUNTEERS

Many event volunteer officials have given up their time to assist over the weekend which makes it possible for you to participate in this adventure race. Please be courteous to them on the course and make sure when you see them that you tell them you appreciate them contributing their time to support this event and our sport.

If there is an issue on the course that causes any anger or frustration then you must talk to the event directors. Bad behaviour to the volunteer officials will not be tolerated.

## FINAL POINTS

Don't forget, there is a lot of information on the web site ([www.HellsBells.com.au](http://www.HellsBells.com.au)) that you will need to be aware of.

**Reminder** – every participant in the Mountain Designs Hells Bells needs to have Ambulance cover. If you have forgotten to do this, make sure it is done

prior to race registration. Check that your team mates have the required cover. Competitors who live in states such as Queensland and Tasmania do not require a separate policy as they are already covered under state legislation.

**Insurance** – The event organisers have a public liability insurance policy to the value of 20 million dollars. This is a compulsory insurance policy in Australia for events that are organised on, or cross through, any form of government land/public place. This is not personal accident insurance for you! It is strongly recommended you have your own personal accident insurance.

**Team captains** – once again please note that this information has only been sent to those email addresses you provided on your entry form. Don't forget to tell your team mates what is happening!

If you have any questions, please contact me

Chris Dixon  
Event Organiser/ Director  
Wild& Co  
Mobile: 0497 417 195





## ACKNOWLEDGEMENT, WAIVER AND RELEASE – COMPETITORS + SUPPORT

WARNING: THIS IS A LEGAL DOCUMENT THAT AFFECTS YOUR RIGHTS. PLEASE READ ALL OF (2 PAGES) THE DOCUMENT CAREFULLY. ALL COMPETITORS MUST SIGN THIS FORM

1. I understand and acknowledge that participating in the Hells Bells Adventure Race (the **Event**) from 9-12th June 2019 is a dangerous activity. The Event may involve mountain biking, kayaking, trekking, running, navigation, rafting, snorkelling, Stand Up Paddle boarding, abseiling, use of a tyrolean traverse and/or a flying fox, rock climbing, ascending, swimming, rock scrambling, coastal travel, sailing, driving, crossing and/or travelling on roads, roller skating, caving, snow traversing, traversing isolated and remote tracks, repairing equipment and other unspecified activities. I am aware and understand the activities I will potentially be involved in. Hazards include, but are not limited to remoteness from assistance or medical aid, the extremely strenuous nature of the Event including participating at night, becoming lost, vehicle traffic, actions of other participants spectators and public, weather conditions, flood, fire, storm, sleeplessness, hypothermia and heat exhaustion, condition or suitability of participant's equipment, natural and man made objects in the environment and other unspecified hazards. I am aware of the hazards involved and acknowledge that there is always risk of injury (including permanent injury, mental injury, paralysis and death) and damage to my property. In my judgment I have sufficient competence, knowledge, common sense, experience, survival skills and equipment to participate in all Event activities in a manner safe to myself and others.
2. I certify that I am physically fit and that I have sufficiently trained for participation in the Event and have not been advised otherwise by a qualified medical person that I can not participate in the Event and that I have been given the opportunity by the organiser to attend a pre event briefing session.
3. In consideration of being allowed to participate in the Event, I (on my own behalf and on behalf of my executors, administrators, heirs, next of kin, successors and assigns):
  - A. WAIVE, RELEASE AND DISCHARGE from any and all liability for death, disability, personal injury, property damage, property theft and all other risks, claims or actions of any kind (including breach of contract, acts of negligence to the fullest extent permitted by law) whatsoever and however occurring, together with any legal fees incurred as a result of any such claim whether it is valid or not, which I at any time had or have as a result of or in connection with, directly or indirectly, my participation in and my travelling to and from the Event the following person or entities: Wild&Co, Event sponsors, Event producers, community organisations, all State, Federal and Local Government authorities in which the Event may be staged and the owners, licensees or occupiers of any property upon which I enter and their (its) respective officers, directors, employees, independent contractors, sponsors, representatives, agents, members and volunteers, including medical and paramedical personal appointed for the Event;
  - B. INDEMNIFY AND HOLD HARMLESS the persons or entities mentioned in paragraph 3(a) from any and all liabilities, claims or actions (including negligence) whatever or however caused arising as a result of or in connection with, directly or indirectly, my participation in and travelling to and from the Event, including any claim by my (or my team's) support crew or any person assisting me or my team;
4. I acknowledge that I am responsible for my personal possessions and equipment during the Event.
5. I accept the communications, search, rescue and medical aid arrangements put in place by the organisers. I understand and agree that in the first instance I am responsible for the provision of first aid to myself and those around me. As a competitor or support crew I am responsible for myself or my team's timely removal from the course to a medical facility. I give my consent to receive any first aid and medical treatment which may be deemed advisable in the event accident, injury and/or illness as a result of my involvement in the Event.
6. I certify that the medical information supplied by me on the entry form is true and I consent to and authorise that information to be provided to any medical practitioner, ambulance officer or any person involved or associated with any medical treatment or assistance that may be given to me as a result of my participation in the Event, regardless of whether the treatment is given.
7. I agree to allow my photograph, video, multimedia or film likeness and or name to be used for any legitimate purpose by Wild&Co, it's sponsors or assigns without notification, payment or compensation.







# GEOQUEST

AUSTRALIA'S PREMIER ADVENTURE RACE

8. I acknowledge that the Event arranged insurance covers myself for public liability whilst participating in this event. I am responsible for my personal accident insurance and ambulance cover.
9. I acknowledge that the organisers reserve the right to alter the advertised course if conditions warrant. I agree that the organisers reserve the right to cancel or postpone the Event due to weather conditions, natural disaster, "acts of god", terrorism, war or any other reason so deemed by the organisers, and that my entry fee will be non-refundable.
10. I agree to abide by the Event rules and directions of officials and I understand that my entry may be voided if through my actions or behaviour, if in the opinion of the organisers, I break any of the rules or I bring the Event into disrepute. I further understand that the organisers reserve the right to reject any entry without having to justify their actions.
11. I certify that I will be eighteen (18) years of age or older before the Event starts or that I have full permission from my parent/guardian and they have read and understood the above and will co-sign below.
12. **I have carefully read this form (2 pages) and understand and agree to its contents.**

Please bring this signed form to registration:

## INFORMATION PACK CONTENTS, EMERGENCY MEDICAL TRANSPORTATION COVERAGE/ INSURANCE, FIRST AID, MANDATORY GEAR AND NAVIGATIONAL SKILLS

Each team member has read and understood the entire contents of this Information Package. Each team member has cover or insurance for the costs of a medical evacuation by civilian emergency services. The team is carrying the mandatory gear including first aid kit and are confident in their navigation skills.

Signature:

Signature:

Signature:

Signature:

